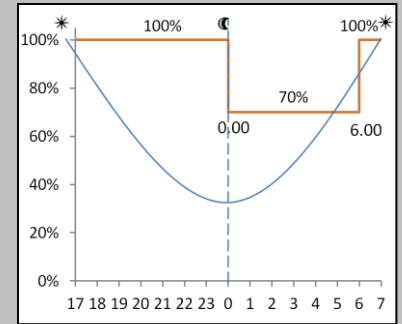
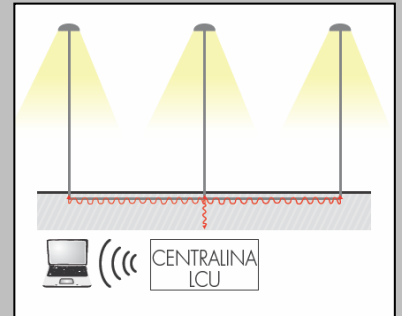


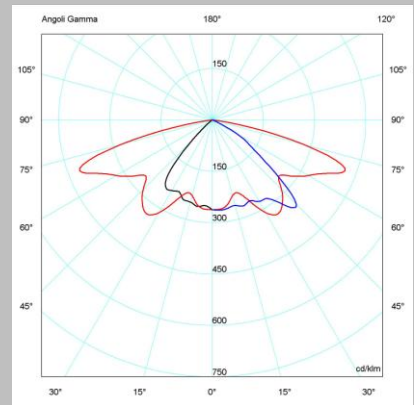
DA Profile



PLM



XMOD RX / PX 0H	
MAIN CHARACTERISTICS	
Applications	Street, urban and architectural lighting.
Optic	ST: Asymmetric optic for street lighting. OC: Asymmetric optic for pedestrian and cycle path lighting S: Symmetric optic for urban lighting. Colour temperature: 4000K (3000K optional) CRI typical: 75 Photobiological Safety Class: EXEMPT GROUP LED source efficiency: 139 lm/W @ 525mA, Tj=85°C Photometrical classification: Cut-off
Insulation class	II (I optional)
Protection degree	IP66
Tilt angle	0°
Mounting	PX: post-top Ø60mm RX: post-top on rectangular poles 150x80mm
Gear tray	Removable
Dimensions and weight	18 LED: 517x150x80mm – 5Kg 27 LED: 713x150x80mm – 7Kg 36 LED: 808x150x80mm – 8Kg 45 LED: 904x150x80mm – 9Kg 54 LED: 999x150x80mm – 10Kg
Side surface	18 LED: 0.05m ² 27 LED: 0.06m ² 36 LED: 0.07m ² 45 LED: 0.08m ² 54 LED: 0.09m ²
Top surface	18 LED: 0.07m ² 27 LED: 0.10m ² 36 LED: 0.12m ² 45 LED: 0.13m ² 54 LED: 0.14m ²
Main reference standards	EN 60598-1, EN 60598-2-3, EN 62471, EN 55015, EN 61547, EN 61000-3-2, EN 61000-3-3
ELECTRICAL CHARACTERISTICS	
Rated voltage	220÷240V 50/60Hz
LED Current	525mA 700mA
Power factor	>0,9 (at full load)
Control system	F: Fixed output. DA: Automatic dimming with default profile. DAC: Custom DA profile. PLM: Single point communication module.
Surge protection	Pulse withstand class I: up to 10kV Pulse withstand class II: from 5kV to 7kV
Connection (PX)	IP68 external connector for cables max section 4mm ² . Cable external max.Ø13,5mm
Connection (RX)	Connector for cables max section 2,5mm ^q . Cable external max.Ø13mm.
Optical unit life (Ta=25°C)	525mA >70.000hr B20L80 (including critical failures) >100.000hr L80, TM21
	700mA >60.000hr B20L80 (including critical failures) >100.000hr L80, TM21
MATERIALS	
Fixing	Die-cast aluminium UNI EN 1706
Frame/Heatsink	Extruded aluminium EN AW - UNI EN 755
Optic	Polycarbonate, metalized high efficiency
Screen	Flat tempered glass, 4mm thickness
Cable gland (XMOD PX)	Plastic M20x1.5 - IP68
Cable gland (XMOD RX)	Metallic M20x1.5 - IP68
Colour	Graphite (Cod. 01)
Gasket	Polyurethane



ST Optic

All the published photometrical data has been obtained according to EN 13032-1



The tables below describe the flux and output power of the available versions. These parameters are necessary in order to guarantee a correct comparison of the luminaire performance.

In particular, the luminaire efficiency (expressed in lm/W) must be calculated as the ratio between the output luminous flux of the luminaire and the power absorbed by the input power supply unit.

For the sake of completeness the tables also show the data of the nominal flow and power of the used LED.

Multiplier to obtain the **flux** as a function of T_a and T_k .

$T_a(^{\circ}C)$	Multiplier
50	0,95
40	0,97
25	1,00
15	1,01
5	1,02
0	1,03
$T_k(K)$	Multiplier
3000	0.90
4000	1.00

LUMINAIRE FLUX ¹ ($T_a=25^{\circ}C$, 4000K, lm)		
N. LED	525mA	700mA
	ST Optic	
18	2820	3610
27	4210	5360
36	5620	7060
45	7020	8680
54	8420	10370
OC/S Optic		
18	2710	3470
27	4050	5160
36	5410	6790
45	6760	8350
54	8110	9980

RATED LED FLUX ² ($T_j=85^{\circ}C$, 4000K, lm)	
525mA	700mA
3618	4590
5427	6885
7236	9180
9045	11475
10854	13770

Multiplier to obtain the **power** as a function of T_a .

$T_a(^{\circ}C)$	Moltiplicatore
50	0,99
25	1,00
0	1,01

RATED LUMINAIRE POWER ¹ ($T_a=25^{\circ}C$, $V_{in}=230Vac$, W) F and DA version at full load		
N. LED	525mA	700mA
18	30	40
27	46	60
36	60	79
45	74	98
54	89	115

RATED LED POWER ² ($T_j=85^{\circ}C$, W)	
525mA	700mA
26	35
39	53
52	71
65	88
78	106

Legend:

T_a = Ambient temperature.

T_k = Colour temperature.

Example of luminaire data calculation

$T_a=40^{\circ}C$

$T_k=4000K$

45 LED, 525mA ST Optic

Flux: $7020 \times 0,97 = 6809,4$

Power: $76 \times 0,99 = 75,2$

Efficiency: $6809,4 / 75,2 = 91$

LUMINAIRE EFFICACY ($T_a=25^{\circ}C$, lm/W)				
N.LED	525mA	700mA	525mA	700mA
	ST Optic		OC Optic	
18	94	90	90	87
27	92	89	88	86
36	94	89	90	86
45	95	89	91	85
54	95	90	91	87

Note: The characteristics of the product listed above are subjected to change.

They will be confirmed in case of order.

Values indicated in this technical sheet are to be considered rated values subject to a tolerance of +/-5%.

1:Rated data obtained in laboratory

2:Rated data extrapolated from LED manufacturer datasheet.