

ROFY /E

DOWNLIGHTS

Norms
EN 60598-1 | EN 60598-2-2



Body: Steel sheet.
Finish: Powder coated.
Diffuser: Opal polycarbonate.
Light Source: T5 (G5) or TC-L (2G11) lamp.
Control Gear: Electronic equipment
220-240VAC-50/60Hz.

DOP - Opal polycarbonate diffuser

LAMP*	W	AxB (mm)	Φ	Kg	K1 K3	HF	DSI	DALI	
T5	G5	1x21 + 8x14	Ø950x113	Ø935	11,7	• •	90107.P950.A	90107.P950.C	90107.P950.D
	G5	2x14 + 4x21 + 4x28	Ø1250x113	Ø1235	20	• •	90107.1250.A	90107.1250.C	90107.1250.D
TC-L	2G11	2x18	Ø350x105	Ø335	2	- -	90107.M350.A	--	--
	2G11	2x24	Ø450x110	Ø435	3,4	- -	90107.M450.A	90107.M450.C	90107.M450.D
	2G11	3x36	Ø650x110	Ø635	6,5	- -	90107.M650.A	90107.M650.C	90107.M650.D

COLOUR/FINISH



OPTIONS



Emergency unit
3 hours



Emergency unit
1 hour



Lamps as optional

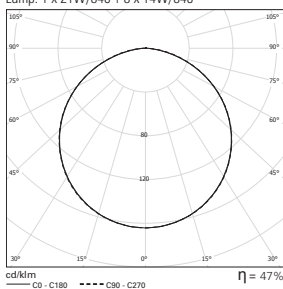
DETAILS



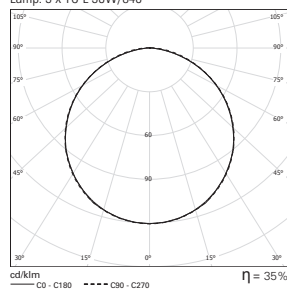
Bracket detail

PHOTOMETRY

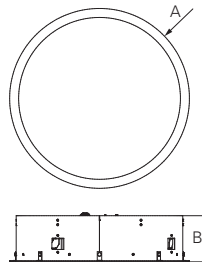
ROFY /E 1x21W + 8x14W DOP
Lamp: 1 x 21W/840 + 8 x 14W/840



ROFY /E 3x36W DOP
Lamp: 3 x TC-L 36W/840



DIMENSIONS



TO SPECIFY:

Recessed T5(G5) or Compact fluorescent TC-L (2G11) with five sizes available (Ø350, Ø450, Ø650, Ø950 and Ø1250mm) with round opal polycarbonate diffuser. Optional white, grey, black, red, yellow, green or blue finish and 1 or 3 hours emergency available. For ceiling thicknesses of 1-20mm – as Roxo Lighting ROFY /E.