



DYNA Mini **LED**

DYNA Mini LED

LED DOWNLIGHTS



Norms
EN 60598-1, EN 60598-2-2




Body: Die cast aluminium.
Finish: Powder coated.
Light Source: LED 4000K,
CRI >80, 50.000h life.
Control Gear: LED driver,
220-240VAC-50/60Hz.



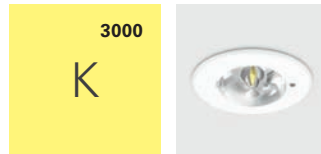
PM - Satin aluminium reflector | 90° Beam angle

| LED | UGR | W | Lm | Lm/W | η(%) | AxB (mm) | ⌀ | Kg | HF | DSI | DALI |
|-----|-----|----|------|------|------|----------|------|-----|--------------|--------------|--------------|
| | ≤19 | 12 | 1500 | 93 | 90 | Ø174x155 | Ø155 | 1,5 | 90183.L112.E | 90183.L112.G | 90183.L112.H |
| | ≤22 | 25 | 2500 | 83 | 95 | Ø174x155 | Ø155 | 1,5 | 90183.L125.E | 90183.L125.G | 90183.L125.H |
| | ≤22 | 35 | 3300 | 80 | 87 | Ø174x155 | Ø155 | 1,5 | 90183.L135.E | 90183.L135.G | 90183.L135.H |

COLOR/FINISH



OPTIONS



Colour temperature 3000K
Emergency unit 3 hours on page 430

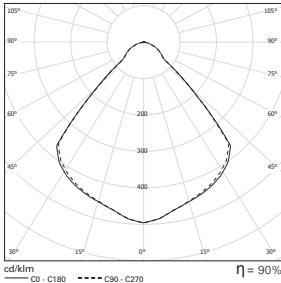
DETAILS



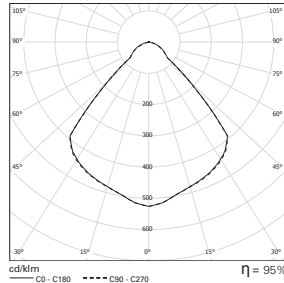
Front view Downlight detail Driver detail

PHOTOMETRY

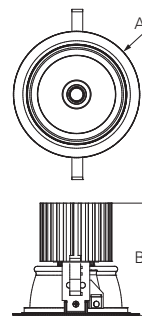
DYNA MINI LED 12W PM LED



DYNA MINI LED 25W PM LED



DIMENSIONS



TO SPECIFY:

Recessed LED round downlight with die cast aluminium bezel and aluminium reflector. Integral 1500/2500/3300 lumen light engine. Optional 3000K. For ceiling thicknesses of 1-20mm – as Roxo Lighting DYNA Mini LED.