

# CROLL

## DOWNLIGHTS

Norms  
EN 60598-1, EN 60598-2-1



**Body:** Spun aluminium body and die cast aluminium bezel.

**Finish:** Powder coated.

**Light source:** TC-DEL (G24q-2/G24q-3) lamp.


**Control Gear:** Electronic equipment 220-240VAC-50/60Hz.




PB - Polished aluminium reflector | 110° Beam angle

LAMP*	UGR	⚡	W	η(%)	AxB (mm)	Kg	HF	DSI	DALI
TC-DEL	≤19	G24q-2	1x18	80	Ø242x168	1,5	90008.E118.A	90008.E118.C	90008.E118.D
	≤22	G24q-3	1x26	80	Ø242x168	1,5	90008.F126.A	90008.F126.C	90008.F126.D
	≤22	G24q-2	2x18	76	Ø242x168	1,5	90008.E218.A	90008.E218.C	90008.E218.D
	≤22	G24q-3	2x26	67	Ø242x168	1,5	90008.F226.A	90008.F226.C	90008.F226.D

### COLOUR/FINISH

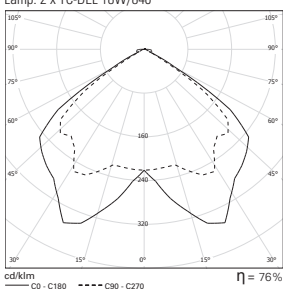


### OPTIONS

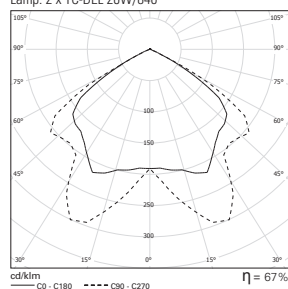


### PHOTOMETRY

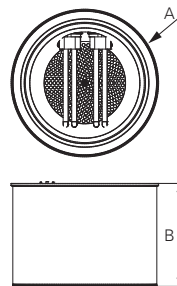
**CROLL 2x18W PB**  
Lamp: 2 x TC-DEL 18W/840



**CROLL 2x26W PB**  
Lamp: 2 x TC-DEL 26W/840



### DIMENSIONS



### TO SPECIFY:

Surface mounted compact fluorescent downlight, single/twin (horizontal only) 18/26W TC-DEL lamp. Spun aluminium body, die cast aluminium bezel and polished aluminium reflector. Optional tempered glass - as Roxo Lighting CROLL.