



## Evo

Outdoor recessed spot for installation on ground or wall.  
Configuration: Body and flange out of one piece stainless steel 316. Flange brushed K320. Integrated led module. Transparent tempered glass 6 mm thick, mounted with UV adhesive. The luminaire is potted and IP 68. The Evo luminaires are provided with stainless springs and fit tight in opening  $\varnothing 41$  to  $\varnothing 45$  mm.

### Light source

Luxeon Rebel - 2700K warm white - 160 lm.  
Optic: lens  $25^\circ$

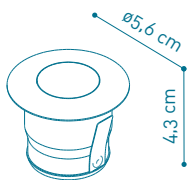
### Technical features

24V - IP68 - CE- Class of insulation: III  
Rated power: 3 watt

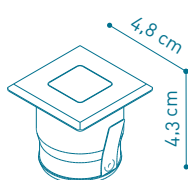
### Installation

The luminaire is equipped with 1 meter neoprene cable:  
05RN-F 2x1 mm<sup>2</sup> | red: +, black: -.  
A separate 24V DC power supply is required to operate the luminaire.

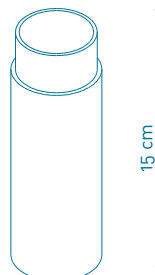
For installation into the ground, the Outer casing Evo is available.  
Note that an efficient drainage of water with a layer of gravel should be foreseen.



Evo round



Evo square



Outer casing Evo

# Evo

---

*Evo round*

*order no.*

---

1510

---



*Evo square*

*order no.*

---

1520

---



*Accessories*

*order no.*

Outer casing Evo

---

9023

---



